

PRIMARY PROPHYLAXIS

Yes, the in-between shouldn't be an afterthought. CPS prime interdental brushes have been developed to care for healthy or only slightly injured papillae and have been proven to be more effective than dental floss. The ultra-fine bristles become taut to fill up the space and clean the sulcus and the critical areas up to the contact points, effectively removing plaque and pathogens from the approximal space. This helps to prevent cavities, gingivitis and periodontitis, and even heart and systemic diseases. They're very pleasant to use and the risk of injury is very low. For dental practices, it comes as a strategy with probes and five sizes in the chairside box.

06

CPS 06
0.6 mm* / 2.2 mm**



07

CPS 07
0.7 mm* / 2.5 mm**



08

CPS 08
0.8 mm* / 3.2 mm**



09

CPS 09
0.9 mm* / 4.0 mm**



011

CPS 011
1.1 mm* / 5.0 mm**



CPS prime

- Primary prophylaxis
- System with five sizes, IAP probe, IAC chart, colour coding
- Ultra-fine, long, resilient bristles
- CURAL® wire, extra strong and extra thin
- Colour coding
- Ecological click system for all holders
- Developed in Switzerland, made in Germany

Need something stronger for your perio patients? See page 28.

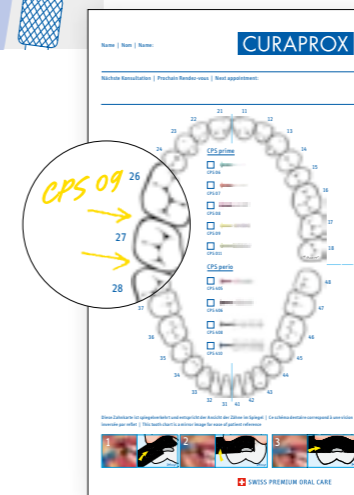
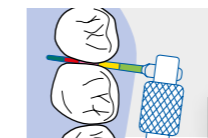
IAP probe prime



A full system

This system is unique, helpful and simple: measure the interdental space with the patented IAP probe. The colour of the IAP probe corresponds to the colour of the right CPS prime. Note the relevant size on the IAC chart. Your patients will be happy with the results.

The chairside box makes your daily practice easier: it's always on hand and contains all CPS primes already mounted on holders, as well as IAP probes to work out sizes. Includes patient instruction flyers.



Instructions and film at www.curaprox.com

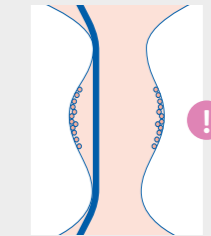
The short version: in, out, done. – So, insert the CPS prime interdental brush at an angle, push it in a little, hold perpendicular and push through. Carefully pull out and rinse the brush under running water. The professional version: Introductory iTOP Seminar, www.itop-dental.com

Prevention and patient loyalty tip

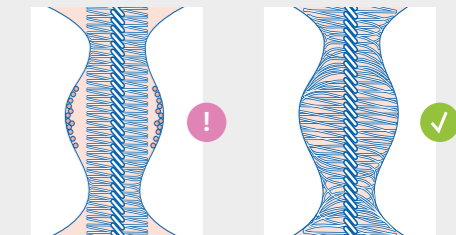
Use the system to motivate your patients: establish the size of the interdental spaces using the IAP probe, instruct using the IAC chart, motivate with success. See page 30 for more.

Dental floss? Interdental brush? Which one?

Dental floss cannot reach crucial areas. Dental floss glides over gaps:



but not every interdental brush fits. You need an interdental brush in the right size and with long, ultra-fine, resilient bristles: the CPS prime.



The CPS prime becomes taut in the interdental space – and fills the whole approximal space, reaching into gaps and the sulcus to tackle plaque and pathogens in all critical niches.

The results of a study*: participants that used interdental brushes developed significantly less plaque than participants using dental floss.

* Luz M, Klingbeil MFG, Henriques PSG, Lewgoy HR (2016): Comparison between Interdental Brush and Dental Floss for Controlling Interproximal Biofilm in Teeth and Implants. Dent Health Curr Res 2:3.doi:10.4172/2470-0886.1000119

One study came to a conclusion back in 1998: interdental brushes remove plaque more effectively than dental floss.

* Christou V, Timmerman MF, Van der Velden U, Van der Weijden FA (1998): Comparison of different approaches of interdental oral hygiene: interdental brushes versus dental floss. J Periodontol. 1998 Jul;69(7):759-64. PMID: 9706852, DOI: 10.1902/jop.1998.69.7.759

* Accessibility
** Effectiveness